



# Third-party authentication in Open edX.

John Cox ([johncox@google.com](mailto:johncox@google.com))  
Google Research

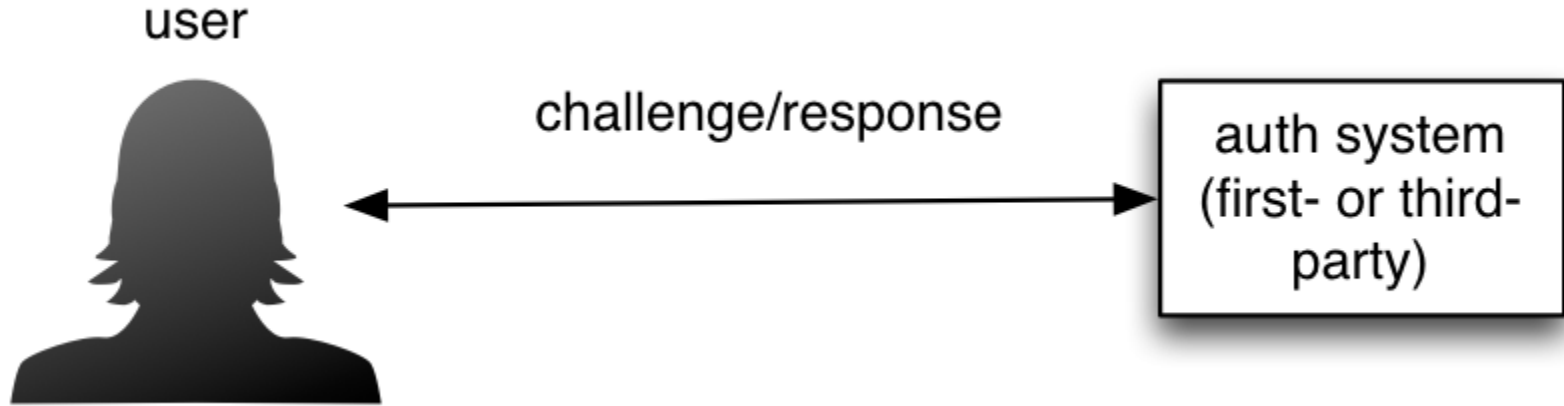


How  
auth  
works.





# All auth has the same shape.





Why  
auth  
sucks  
(and  
why  
you  
care.)





What  
we  
did.





# edx.org sign-in flow.

PLEASE LOG IN  
to access your account and courses

E-mail \*  
  
This is the e-mail address you used to register with edX

Password \* [Forgot password?](#)

Remember me \*

[Log into My edX Account + Access My Courses](#)

OR

[Sign in with Facebook](#) [Sign in with Google](#)

---

**edX** FIND COURSES

---

**JohnMcox** CURRENT COURSES


Help


FULL NAME (edit)  
John M. Cox

EMAIL (edit)  
johnmcox@gmail.com


PREFERRED LANGUAGE (edit)  
English

CONNECTED ACCOUNTS  
Facebook [Link](#)  
Google [Link](#)  
[Reset Password](#)

 **edX**  
DemoX edX Course  
[View Course](#)



Sign in with your Google Account




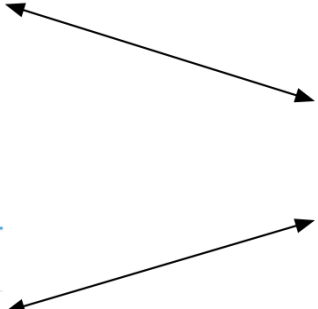
[Sign in](#)

[Need help?](#)

[Create an account](#)

One Google Account for everything Google





# edx.org new account flow.

WELCOME!

register below to create your edx account



 Sign up with Facebook

 Sign up with Google

or

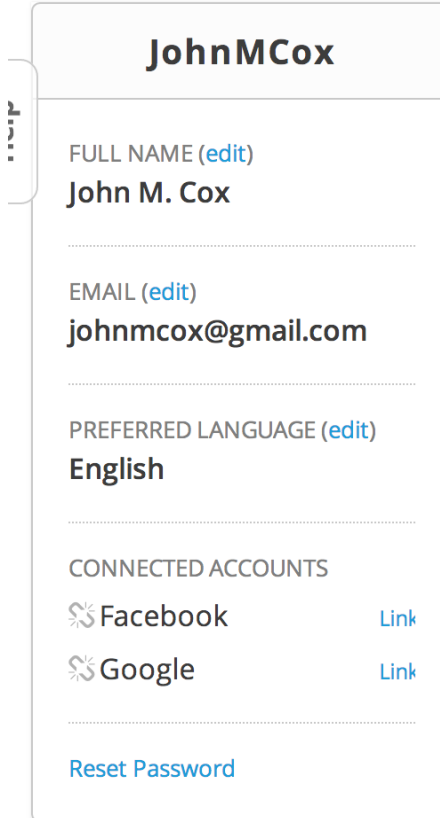
Create your own edX account below

Required fields are noted by **bold text and an asterisk (\*)**.

**E-mail \***



# edx.org account association flow.



The image shows a user profile page for 'JohnMCoX' on edx.org. The profile is enclosed in a rounded rectangle with a light gray border. On the left side, there is a vertical ellipsis menu icon. The profile information is organized into sections separated by horizontal dotted lines. The first section is the user's name, 'John M. Cox', with an '(edit)' link. The second section is the email address, 'johnmcox@gmail.com', with an '(edit)' link. The third section is the preferred language, 'English', with an '(edit)' link. The fourth section is 'CONNECTED ACCOUNTS', which lists 'Facebook' and 'Google', each with a 'Link' option. At the bottom of the profile, there is a 'Reset Password' link.


**JohnMCoX**


FULL NAME ([edit](#))  
**John M. Cox**

EMAIL ([edit](#))  
**johnmcox@gmail.com**

PREFERRED LANGUAGE ([edit](#))  
**English**

CONNECTED ACCOUNTS

 Facebook [Link](#)

 Google [Link](#)

[Reset Password](#)

Features:







Features:

Optional.

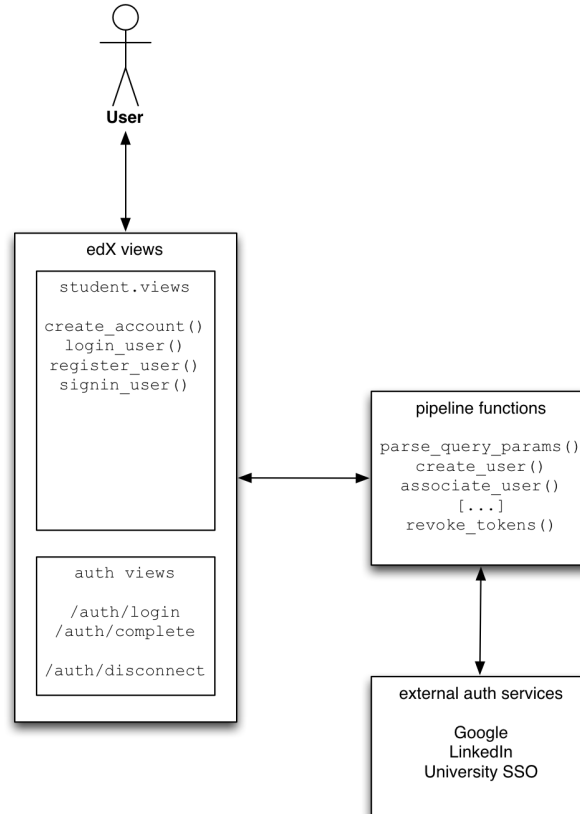




Features:

Optional.  
Systematic.

# Systematic: core abstractions







Features:

Optional.

Systematic.

Configurable.

```
"THIRD_PARTY_AUTH": {  
  "Google": {  
    "SOCIAL_AUTH_GOOGLE_OAUTH2_KEY": "key_value",  
    "SOCIAL_AUTH_GOOGLE_OAUTH2_SECRET": "secret_value"  
  }  
}
```





Features:

Optional.

Systematic.

Configurable.

Extensible.





You can use it now.



# Thanks!

Photo credits:

- [Seeing My World Through a Keyhole](#), Kate Ter Haar. [License](#).
- [Lockless keys](#), plenty.r. [License](#).

John Cox ([johncox@google.com](mailto:johncox@google.com))

Google Research