

Figures

Lightweight Analytics for Open edX

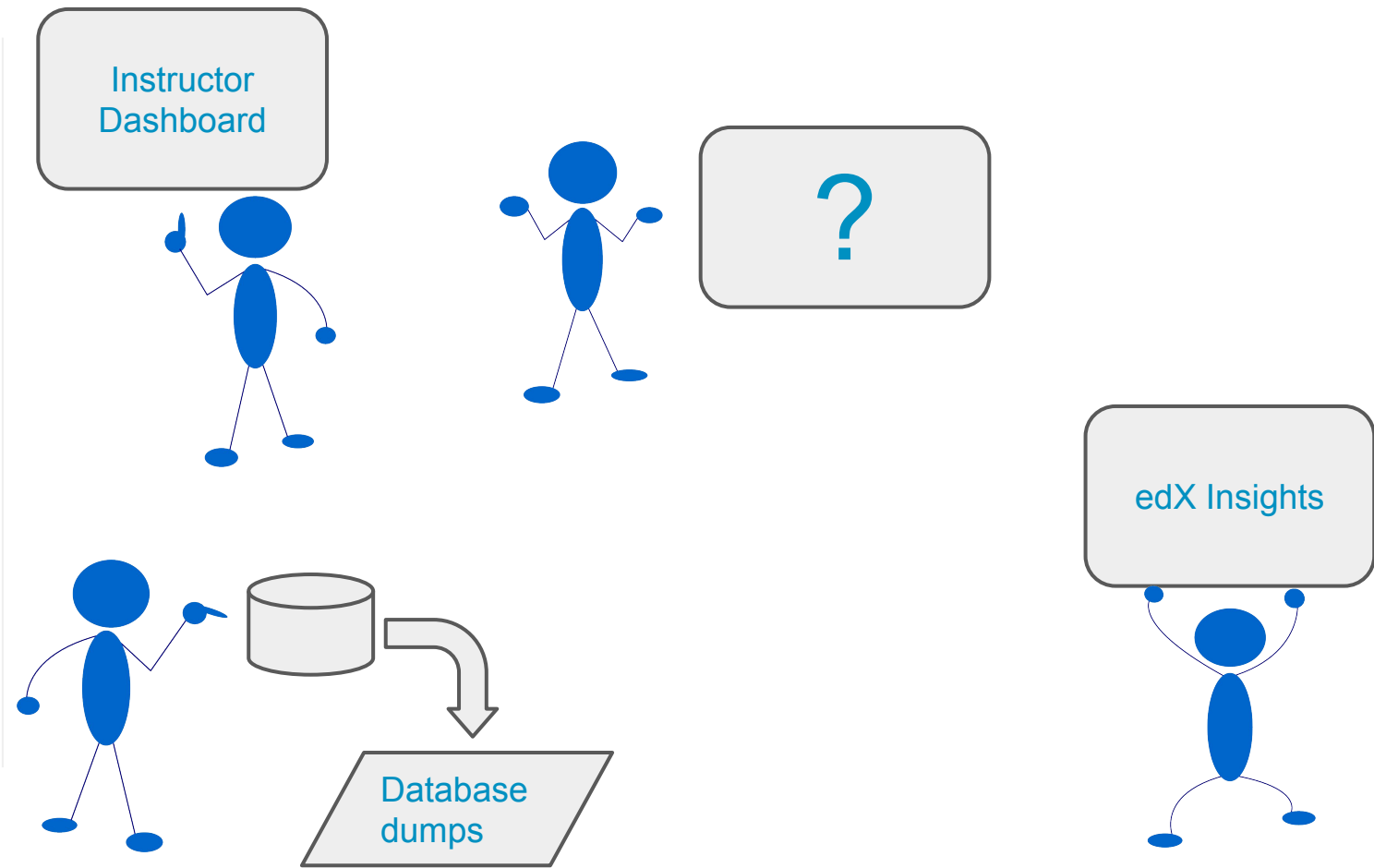
Presenter: John Baldwin, Appsembler

Developers:


Front end: Matej Grozdanović

Back end: John Baldwin

How we got to Figures



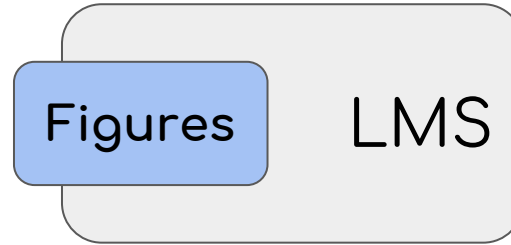
What is Figures?



Plugs into
the LMS

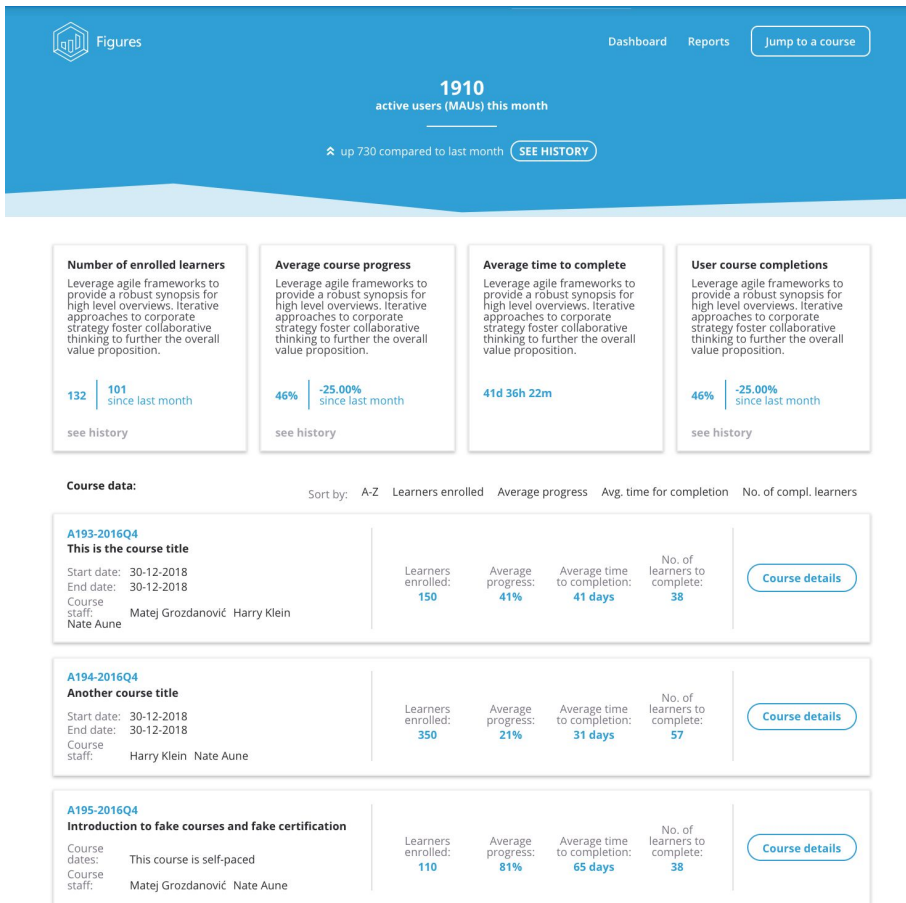


Lightweight
architecture

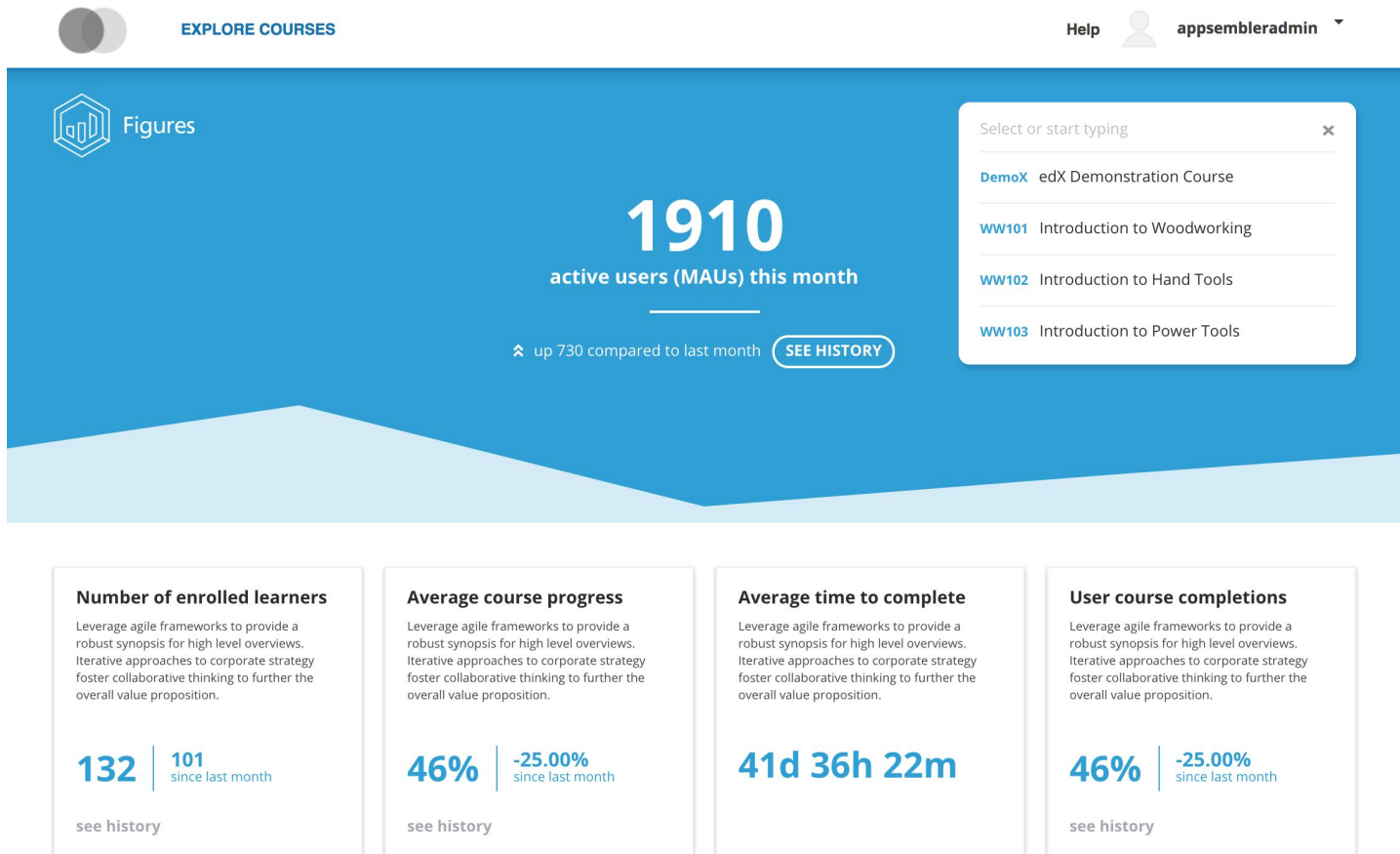


Site-wide
and course specific
metrics


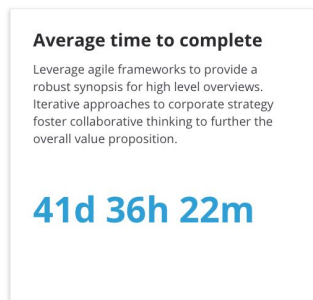
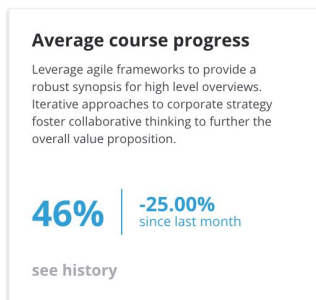
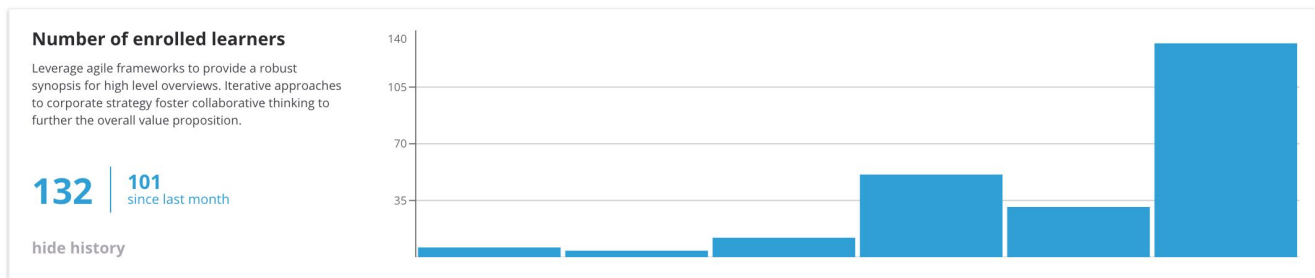
Welcome to Figures!



Course metrics navigation



Expand metrics cards



Course metrics list

Number of enrolled learners

Leverage agile frameworks to provide a robust synopsis for high level overviews. Iterative approaches to corporate strategy foster collaborative thinking to further the overall value proposition.

132 | **101**
since last month

[see history](#)

Average course progress

Leverage agile frameworks to provide a robust synopsis for high level overviews. Iterative approaches to corporate strategy foster collaborative thinking to further the overall value proposition.

46% | **-25.00%**
since last month

[see history](#)

Average time to complete

Leverage agile frameworks to provide a robust synopsis for high level overviews. Iterative approaches to corporate strategy foster collaborative thinking to further the overall value proposition.

41d 36h 22m

User course completions

Leverage agile frameworks to provide a robust synopsis for high level overviews. Iterative approaches to corporate strategy foster collaborative thinking to further the overall value proposition.

46% | **-25.00%**
since last month

[see history](#)

Course data:

Sort by: [A-Z](#) [Learners enrolled](#) [Average progress](#) [Avg. time for completion](#) [No. of compl. learners](#)

A193-2016Q4

This is the course title

Start date: 30-12-2018
End date: 30-12-2018
Course staff: Matej Grozdanović Harry Klein Nate Aune

Learners enrolled: **150**
Average progress: **41%**
Average time to completion: **41 days**
No. of learners to complete: **38**

[Course details](#)

A194-2016Q4

Another course title

Start date: 30-12-2018
End date: 30-12-2018
Course staff: Harry Klein Nate Aune

Learners enrolled: **350**
Average progress: **21%**
Average time to completion: **31 days**
No. of learners to complete: **57**

[Course details](#)

A195-2016Q4

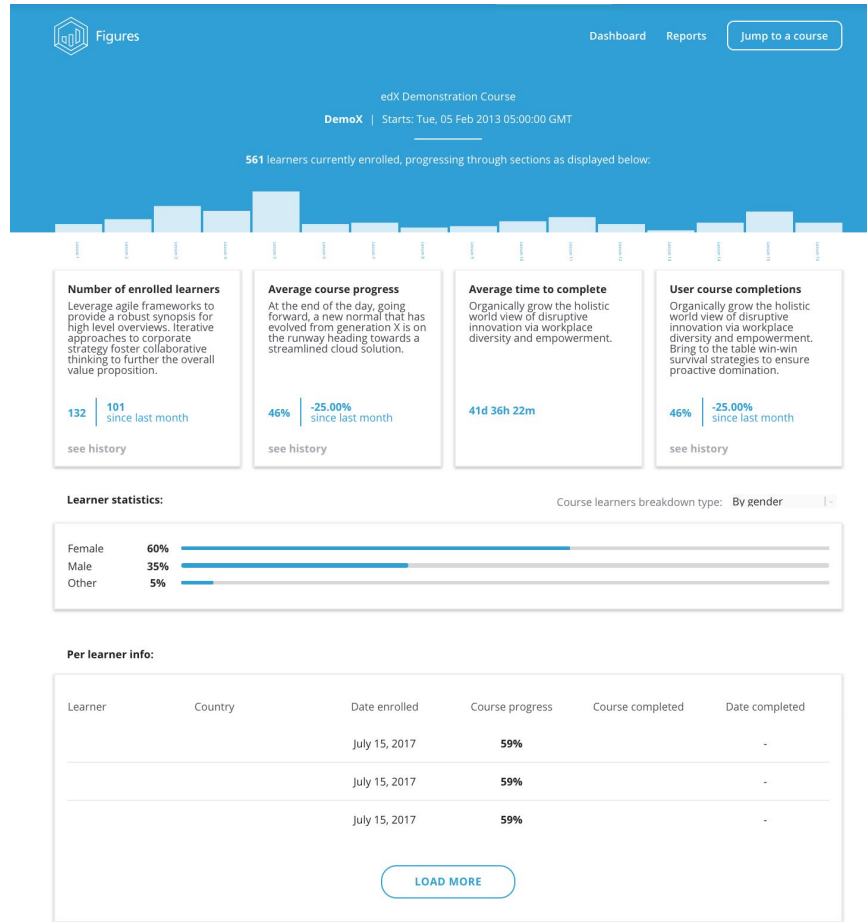
Introduction to fake courses and fake certification

Course dates: This course is self-paced
Course staff: Matej Grozdanović Nate Aune

Learners enrolled: **110**
Average progress: **81%**
Average time to completion: **65 days**
No. of learners to complete: **38**

[Course details](#)

Course metrics page




Course progress



edX Demonstration Course

DemoX | Starts: Tue, 05 Feb 2013 05:00:00 GMT

561 learners currently enrolled, progressing through sections as displayed below:



Number of enrolled learners

Leverage agile frameworks to provide a robust synopsis for high level overviews. Iterative approaches to corporate strategy foster collaborative thinking to further the overall value proposition.

132 | 101 since last month

see history

Average course progress

At the end of the day, going forward, a new normal that has evolved from generation X is on the runway heading towards a streamlined cloud solution.

46% | -25.00% since last month

see history

Average time to complete

Organically grow the holistic world view of disruptive innovation via workplace diversity and empowerment.

41d 36h 22m

User course completions

Organically grow the holistic world view of disruptive innovation via workplace diversity and empowerment. Bring to the table win-win survival strategies to ensure proactive domination.

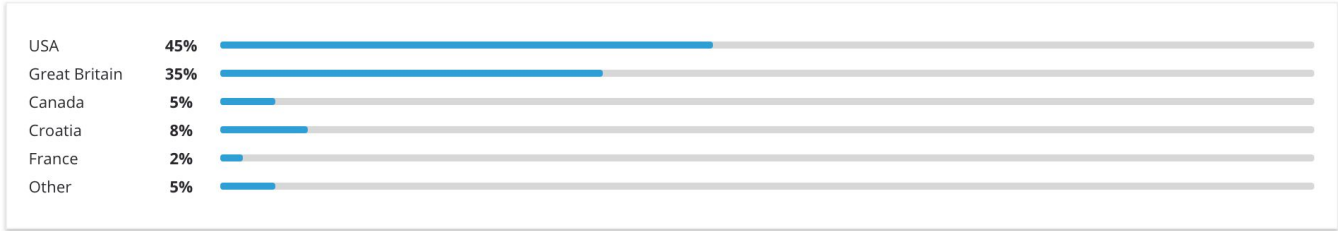
46% | -25.00% since last month

see history

Learner Demographics

Learner statistics:

Course learners breakdown type: By gender



Learner list

Per learner info:

Learner	Country	Date enrolled	Course progress	Course completed	Date completed
		March 29, 2018	59%		-

What's Next

Initial production release this summer

Cross-course learner view

Community contributions welcome

After initial release

- User customizable reports and downloads
- Continue building out the REST API
- Metrics plugin support

Thank You!

Figures Repo: <https://github.com/appsembler/figures>

Blog post: <http://bit.ly/figures-reporting>

Presenter: John Baldwin

Open edX slack: #analytics, @johnbaldwin

email: john@appsembler.com

<https://github.com/johnbaldwin>

Django Boston <https://www.meetup.com/djangoboston/>

www.appsembler.com

