

Open edX conference

Corporate Blended Learning and
Open EDX

Raphaël Droissart
Montreal, 2018

OPENedX



Learning Tribes

sitel
group



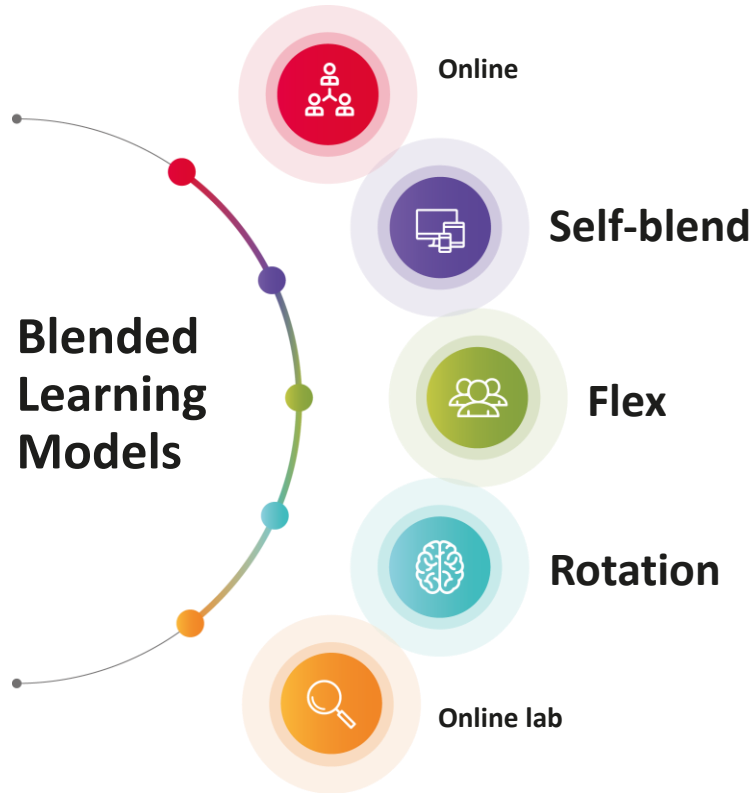
- Paris – EMEA Headquarters
- Miami – Americas Headquarters
- São Paulo – Brazilian Headquarters
- Shanghai – China Headquarters
- Coventry – UK&I Headquarters

Who we are

Learning Tribes is an **international** learning & development organization dedicated to creating **customized** and **innovative** learning **solutions** empowering employee success.

What is blended learning ?

Blended Learning is a mixture of learning methods that incorporate multiple teaching modals. Aost frequently Digital Learning and face-to-face learning.



Corporate Blended Learning benefits



Cost/Time Reduction

L&D budget **savings**

Shift costs from fixed to variable

Demonstrate **ROI**

Improve financial allocations



More flexible

Staff resource **flexibility**

Anytime, Anywhere

Training preparation time **reduction**

Measure & evaluate excellence & accuracy

Rapid training **deployment**

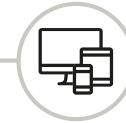


Digital Collaborative

Forward **the social act of training**

More affective interactions between **the learners and their instructors**

Increase employee **satisfaction**



Innovation

Optimize digital learning tools

Facilitate **integration** of new content

Incorporate new **technology**

Learners have the ability to **track their progress.**

Example of Blended Corporate Academy



Agent	Coach	OM	Learning S/M	Director	Client Portal
Onboarding	Onboarding	Onboarding	Onboarding	Onboarding	Assessments
Communication	Foundation	Foundation	Foundation	Foundation	New Hire
Back office	Expansion	Expansion	Expansion	Expansion	Continuous
Sales School	Maximizing potential	Maximizing potential	Maximizing potential	Maximizing potential	
Digital / Social					

Needs Analysis



LEARNERS

- One place for all my learning offering
- Monitoring my trainings
- Flexibility

INSTRUCTOR

- Manage sessions easily
- Validate attendance to training
- Share learning materials
- Get feedbacks
- Monitor learners

Integration on Open EDX Learning Tribes platform: Triboo



Raphaël Droissart



My Courses

Catalog

My Learning Transcript

Analytics



Operations Manager Track Training Phase 3

0% Completed

Started - Jan 01, 2018

View Course



IEX 6.5 - Upgrade Agent Training

0% Completed

Started - Dec 11, 2017

View Course



GER Operations Manager GP Phase 1 Fundament

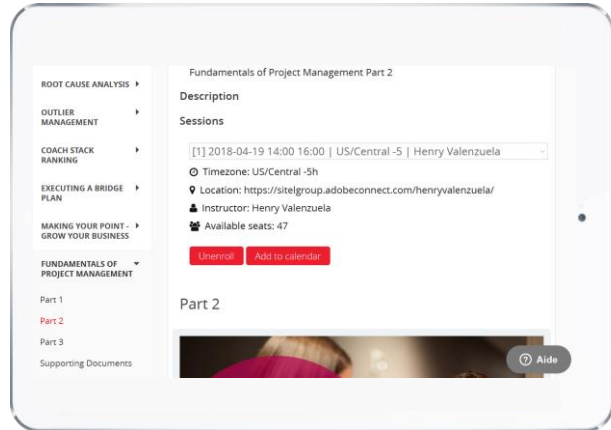
0% Completed

Started - Oct 12, 2017

View Course

Aide

The ILT Xblock Benefits



- **Organize face-to-face sessions inside OpenEDX:** create sessions with details (name, date, instructor, length, description...)
- **Manage seats and waitlist**
- **Students interactions:** register for a session, add to calendar, mail reminder.
- **Instructors interactions:** get reports about the sessions, enroll people, validate completion of the sessions.

The ILT Xblock Learners View

Registration instructions

Below you will find the list of available courses in the drop down selection.

Please make sure when selecting a course that you are making note of the time zone to ensure your availability.

Staff Debug Info

Session Name

Fundamentals of Project Management Part 2

Description

Sessions

[1] 2018-04-19 14:00 16:00 | US/Central -5 | Henry Valenzuela

🕒 Timezone: US/Central -5h

📍 Location: <https://sitelgroup.adobeconnect.com/henryvalenzuela/>

👤 Instructor: Henry Valenzuela

👥 Available seats: 47

Unenroll Add to calendar

Aide

The ILT Xblock Instructor View

The screenshot displays the instructor view of an Xblock course. The browser address bar shows the URL <https://myacademy.learning-tribes.com/courses>. The left sidebar contains a navigation menu with the following items: "Part 3", "Supporting Documents", "VARIANCE MANAGEMENT PRACTICAL APPLICATION", and "ADVANCE BRIDGE PLANING PRACTICAL APPLICATION". The main content area is titled "Batch Enrollment" and includes the following sections:

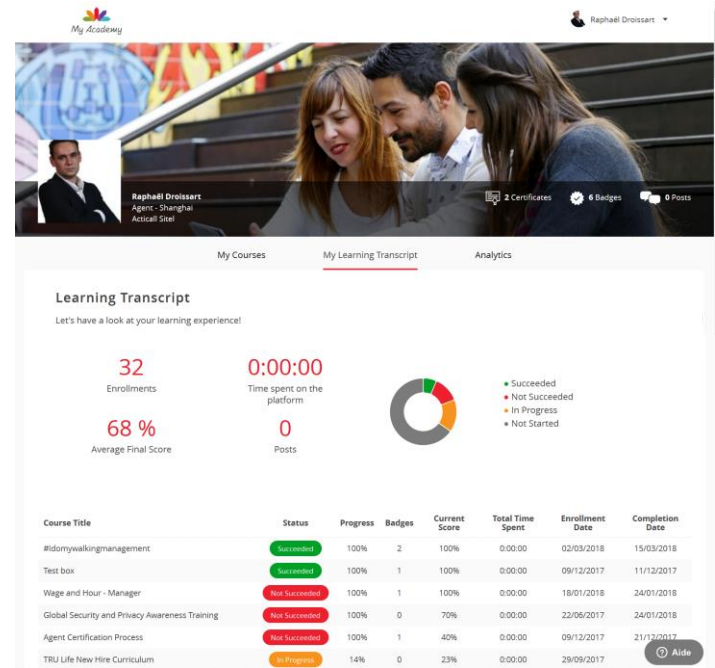
- Batch Enrollment:** A heading followed by the instruction: "Enter email addresses and/or usernames separated by new lines or commas. You will not get notification for emails that bounce, so please double-check spelling." Below this is a large text input field.
- Buttons:** Two red buttons labeled "Enroll" and "Unenroll" are positioned below the input field.
- Enrolled learners:** A heading followed by a red button labeled "Download CSV".
- Mark the learners completion:** A heading followed by the instruction: "After you download the CSV file of the enrolled learners, fill the completion column of the attendees and upload back the modified file." Below this is a file selection interface with a "Browse..." button and the text "No file selected".
- Buttons:** A red button labeled "Validate completion" is located at the bottom of the section.

The ILT Xblock Demo

The screenshot shows a web browser window with the URL <https://myacademy.learning-tribes.com>. The page features the 'My Academy' logo at the top left and the user's name 'Raphaël Droissart' at the top right. The main content area displays a large background image of three people (two women and one man) looking at a tablet. Overlaid on this image is a user profile card for Raphaël Droissart, including a profile picture, name, location (Shanghai), and affiliation (Acticall Sitel). To the right of the profile card are statistics: '1 Certificates', '5 Badges', and '274 Posts'. Below the main image is a navigation bar with four tabs: 'My Courses' (which is underlined), 'Catalog', 'My Learning Transcript', and 'Analytics'. At the bottom of the page, there is a horizontal scroll bar with several preview cards, including one with the text 'BETTER' and another with a question mark icon and the word 'Aide'.

The ILT Xblock Next development

- Integration into our reporting tool and data feed
- HRIS compatible
- Email notifications when session time is changed
- Waitlist for learners
- QR code generation for automatic check-in
- Easy content push during session
- Timezone improvement
- Deep integration with Adobe Connect and Zoom



Thank
you